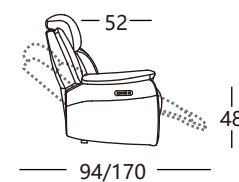

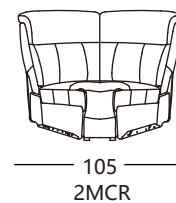
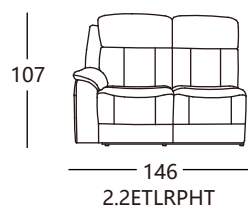




# PF-8068CURPHT

Display shown: CAT-40/35



## PF-8068CURPHT

| Configuration | Width | Depth | Height | Seat depth | Seat height | Weight(Kg) |     | Volume(m³) |      |
|---------------|-------|-------|--------|------------|-------------|------------|-----|------------|------|
|               |       |       |        |            |             | N.W        | G.W | Soft       | Box  |
| 2.2ETLRPHT    | 146   | 94    | 107    | 52         | 48          | 48         | 60  | 1.24       | 1.17 |
| 1.2MSR        | 61    | 94    | 107    | 52         | 48          | 19.5       | 26  | 0.49       | 0.44 |
| 2MCR          | 105   | 105   | 107    | 60         | 48          | 36         | 48  | 0.99       | 0.96 |
| 1.2ETRRPHT    | 85    | 94    | 107    | 52         | 48          | 31.5       | 40  | 0.73       | 0.65 |
|               |       |       |        |            |             |            |     |            |      |
|               |       |       |        |            |             |            |     |            |      |
|               |       |       |        |            |             |            |     |            |      |
|               |       |       |        |            |             |            |     |            |      |
|               |       |       |        |            |             |            |     |            |      |
|               |       |       |        |            |             |            |     |            |      |
|               |       |       |        |            |             |            |     |            |      |
|               |       |       |        |            |             |            |     |            |      |
|               |       |       |        |            |             |            |     |            |      |
|               |       |       |        |            |             |            |     |            |      |
|               |       |       |        |            |             |            |     |            |      |
|               |       |       |        |            |             |            |     |            |      |

Seat support Sinuous Spring

Back support Webbing

Seat cushion D/33+Pocket Spring+Dacron+Foam

Back cushion Foam+Fibre fill+Dacron

**Loadability(Poly bag)** 2.2ETLRPHT+2MCR+2.2ETRRPHT=18 Sets  
2.2ETLRPHT=48 Pcs 1.2ETRRPHT=108 Pcs  
1.2MSR=144 Pcs 2MCR=44 Pcs

Arm Cushion ☐ Loose ☒ Attached

Seat Cushion ☐ Loose ☒ Attached

Back Cushion ☐ Loose ☒ Attached

Feet ☐ Loose ☒ Attached

**Loadability(Box)** 2.2ETLRPHT+2MCR+2.2ETRRPHT=20 Sets  
2.2ETLRPHT=60 Pcs 1.2ETRRPHT=107 Pcs  
1.2MSR=165 Pcs 2MCR=72 Pcs

Seat Depth 52cm (2MCR=60cm)

Feet Height 12mm

Feet material Plastic

\* All dimensions are approximate. please allow a tolerance of +\ -25mm(1")

\* All our furniture is designed to suit a maximum user weight of 120kg.

\* Size and style of actual components will vary according to range.

As a result of our policy of continuous design and development, we reserve the right to alter dimensions and specifications without prior notice.

## PF-8068RPHTU

| Configuration | Width | Depth | Height | Seat depth | Seat height | Weight(Kg) |     | Volume(m³) |      |
|---------------|-------|-------|--------|------------|-------------|------------|-----|------------|------|
|               |       |       |        |            |             | N.W        | G.W | Soft       | Box  |
| 2.5RPHTU      | 199   | 94    | 107    | 52         | 48          | 93         | 108 | 1.67       | 1.53 |
| 2RPHTU        | 159   | 94    | 107    | 52         | 48          | 83.5       | 96  | 1.36       | 1.20 |
| 1RPHTU        | 100   | 94    | 107    | 52         | 48          | 54         | 63  | 0.88       | 0.77 |
|               |       |       |        |            |             |            |     |            |      |
|               |       |       |        |            |             |            |     |            |      |
|               |       |       |        |            |             |            |     |            |      |
|               |       |       |        |            |             |            |     |            |      |
|               |       |       |        |            |             |            |     |            |      |
|               |       |       |        |            |             |            |     |            |      |
|               |       |       |        |            |             |            |     |            |      |
|               |       |       |        |            |             |            |     |            |      |
|               |       |       |        |            |             |            |     |            |      |
|               |       |       |        |            |             |            |     |            |      |
|               |       |       |        |            |             |            |     |            |      |
|               |       |       |        |            |             |            |     |            |      |

Seat support Sinuous Spring

Back support Webbing

Seat cushion D/33+Pocket Spring+Dacron+Foam

Back cushion Foam+Fibre fill+Dacron

**Loadability(Poly bag)** 2.5RPHTU+2RPHTU+1RPHTU=16 Sets  
2.5RPHTU=36 Pcs 2RPHTU=48 Pcs  
1RPHTU=72 Pcs

Arm Cushion ☐ Loose ☒ Attached

Seat Cushion ☐ Loose ☒ Attached

Back Cushion ☐ Loose ☒ Attached

Feet ☐ Loose ☒ Attached

**Loadability(Box)** 2.5RPHTU+2RPHTU+1RPHTU=19 Sets  
2.5RPHTU=46 Pcs 2RPHTU=58 Pcs  
1RPHTU=92 Pcs

Seat Depth 52cm

Feet Height 12mm

Feet material Plastic

\* All dimensions are approximate. please allow a tolerance of +\ -25mm(1")

\* All our furniture is designed to suit a maximum user weight of 120kg.

\* Size and style of actual components will vary according to range.

As a result of our policy of continuous design and development, we reserve the right to alter dimensions and specifications without prior notice.

## PF-8068RRPHT

| Configuration | Width | Depth | Height | Seat depth | Seat height | Weight(Kg) |     | Volume(m³) |      |
|---------------|-------|-------|--------|------------|-------------|------------|-----|------------|------|
|               |       |       |        |            |             | N.W        | G.W | Soft       | Box  |
| 1RRPHT        | 99    | 99    | 105    | 55         | 50          | 60         | 69  | /          | 0.77 |
|               |       |       |        |            |             |            |     |            |      |
|               |       |       |        |            |             |            |     |            |      |
|               |       |       |        |            |             |            |     |            |      |
|               |       |       |        |            |             |            |     |            |      |
|               |       |       |        |            |             |            |     |            |      |
|               |       |       |        |            |             |            |     |            |      |
|               |       |       |        |            |             |            |     |            |      |
|               |       |       |        |            |             |            |     |            |      |
|               |       |       |        |            |             |            |     |            |      |
|               |       |       |        |            |             |            |     |            |      |
|               |       |       |        |            |             |            |     |            |      |
|               |       |       |        |            |             |            |     |            |      |
|               |       |       |        |            |             |            |     |            |      |

Seat support Sinuous Spring

Back support Webbing

Seat cushion D/33+Pocket Spring+Dacron+Foam

Back cushion Foam+Fibre fill+Dacron

Loadability(Poly bag)

Arm Cushiom ☐ Loose ☒ Attached

Seat Cushiom ☐ Loose ☒ Attached

Back Cushiom ☐ Loose ☒ Attached

Feet ☐ Loose ☒ Attached

Loadability(Box) 1RRPHT=92 Pcs

Seat Depth 55cm

Feet Height 12mm

Feet material Plastic

\* All dimensions are approximate. please allow a tolerance of +\ -25mm(1")

\* All our furniture is designed to suit a maximum user weight of 120kg.

\* Size and style of actual components will vary according to range.

As a result of our policy of continuous design and development, we reserve the right to alter dimensions and specifications without prior notice.