


PK-4420

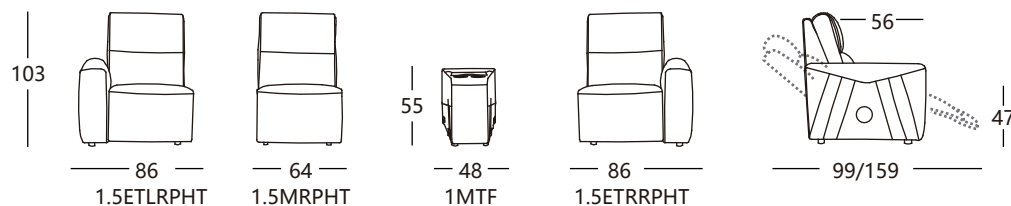


Display shown:Dexter Shadow 43519

With designed special shape piping and stitched arm, high back double layer thin pad headrest gived a higher comfort of the back.Opt for the 'Cinema' configuration to have a sofa specifically created for cinema rooms, with each seat having access to a console unit and fridge.With the optional console unit, with a cold cup holder. The innovative mini fridge has an LED display from which you can set a desired temperature, and can store up to 4 wine bottles, so you don't have to leave your seat when you need a top up.



Seat Depth 55cm
 Feet Height 5cm
 Feet Material Plastic



PK-4420CURPHT									
Configuration	Width	Depth	Height	Seat depth	Seat height	Weight(Kg)		Volume(m³)	
						N.W	G.W	Soft	Box
1.5ETLRPHT	86	99	103	55	47	54.5	61	0.77	0.78
1.5MRPHT	64	99	103	55	47	44	49	0.50	0.56
1MTF	33	94	55	55	47	20	23	0.20	0.22
1MTF	48	94	55	55	47	21	24	0.28	0.29
1.5ETRRPHT	86	99	103	55	47	54.5	61	0.77	0.78

Seat Support Sinuous Spring
 Back Support Webbing
 Seat Cushion D/33+Pocket Spring+Dacron+Foam
 Back Cushion Fibre fill
 Loadability(Poly bag) 1.5ETLRPHT+1MTF+1MTF+1.5MRPHT+1.5ETRRPHT=27 Sets
 1.5ETLRPHT/1.5ETLRPHT=72 Pcs
 1.5MRPHT=144 Pcs 1MTF=236 Pcs

Arm Cushion ☐ Loose ☒ Attached
 Seat Cushion ☐ Loose ☒ Attached
 Back Cushion ☐ Loose ☒ Attached
 Feet ☐ Loose ☒ Attached
 Loadability(Box) 1.5ETLRPHT+1MTF+1MTF+1.5MRPHT+1.5ETRRPHT=24 Sets
 1.5ETLRPHT/1.5ETLRPHT=72 Pcs
 1.5MRPHT=105 Pcs 1MTF=236 Pcs

* All dimensions are approximate. please allow tolerance of +/-25mm(1")

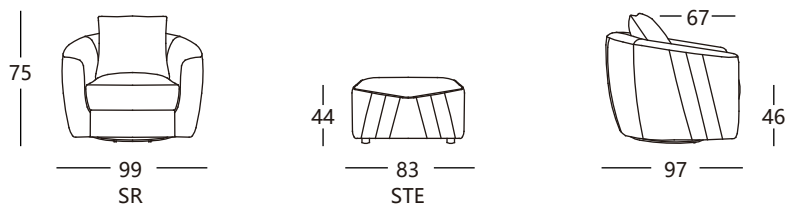
* All our furniture is designed to suit a maximum user weight of 120kg.

* Size and style of actual components will vary according to range.

As a result of our policy of continuous design and development,we reserve the right to alter dimensions and specifications without prior notice.

PREMIER

Seat Depth 67cm
 Feet Height 1.2cm
 Feet Material Plastic



PK-4420SR									
Configuration	Width	Depth	Height	Seat depth	Seat height	Weight(Kg)		Volume(m ³)	
						N.W	G.W	Soft	Box
SR	99	97	75	67	46	40.5	49	/	0.88
STE	83	67	44	67	46	26	30	/	0.32

Seat Support Sinuous Spring
 Back Support Webbing
 Seat Cushion D/33+Pocket Spring+Dacron+Foam
 Back Cushion Fibre fill
 Loadability(Poly bag)

Arm Cushion ☐ Loose ☒ Attached
 Seat Cushion ☐ Loose ☒ Attached
 Back Cushion ☐ Loose ☒ Attached
 Feet ☐ Loose ☒ Attached
 Loadability(Box) SR=66 Pcs STE=233 Pcs

* All dimensions are approximate. please allow tolerance of +/-25mm(1")

* All our furniture is designed to suit a maximum user weight of 120kg.

* Size and style of actual components will vary according to range.

As a result of our policy of continuous design and development,we reserve the right to alter dimensions and specifications without prior notice.

PREMIER

Premier's Product Main Structure

Loose Fibre
Premium quality loose fiber in backs and arms offer plush comfort and support

Fluted Bag
Multi-channel baffled bags inside of arms, backs and pillow-tops retain positioning of loose fiberfill and define shapes

Webbing

Plywood

Solid Wood Frame

**Top level filling material
Dacron Layer**

Polyurethane Foam
High density 2.0 polyurethane foam cushions wrapped in fiber for comfort, appearance and longevity

**+
Pocket Spring Unit**

Sinuous Spring
100% steel heavy gauge sinuous sprung suspension system, interconnected sinuous springs distribute weight and enhance uniform seating comfort

* Disclaimer: Materials use may vary depending on model.

PREMIER